

WHAT IF GOD DOES...

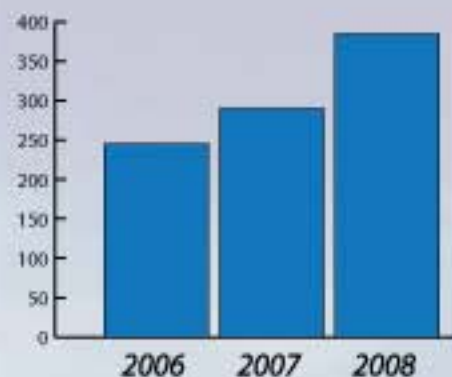
EPHESIANS 3:20



HARVEST
BIBLE CHAPEL

THE NEED...

Growth: *At our current growth rate we will be out of space within 1-2 years so we need to plan now.*



- 33% increase in attendance in 12 months
- 200% growth in Youth Ministry in 12 months
- Overflow to balcony is not a long-term solution

Facility: *Our current facilities constrain our ministry and have inherent risks.*

- The school rental could end on a month's notice & involves complicated setup
- We have no guarantee for our non-Sunday/office rentals
- Our yearly rental costs are approx. \$85,000 (could pay a \$1M mortgage)



Ministry: *The rental approach we have restricts our ministry effectiveness.*

- There are additional ministries we cannot do without our own facility
- We are a church in a box - we need 24x7x365 exposure
- As we grow the weekly setup demands are becoming unsustainable

THE VISION...

We believe God is leading us to pray, plan and work for a permanent HOME for Harvest London.

The Convictions:

- The church is the people and ministry, not the building
- We will live & walk by faith as we pray, plan and work, always doing our part

The Land:

- Minimum of 15 acres to allow for potential growth
- Good 401/402 accessibility as Harvest is a regional church
- Good visibility (drive by) in London
- Zoned for a church



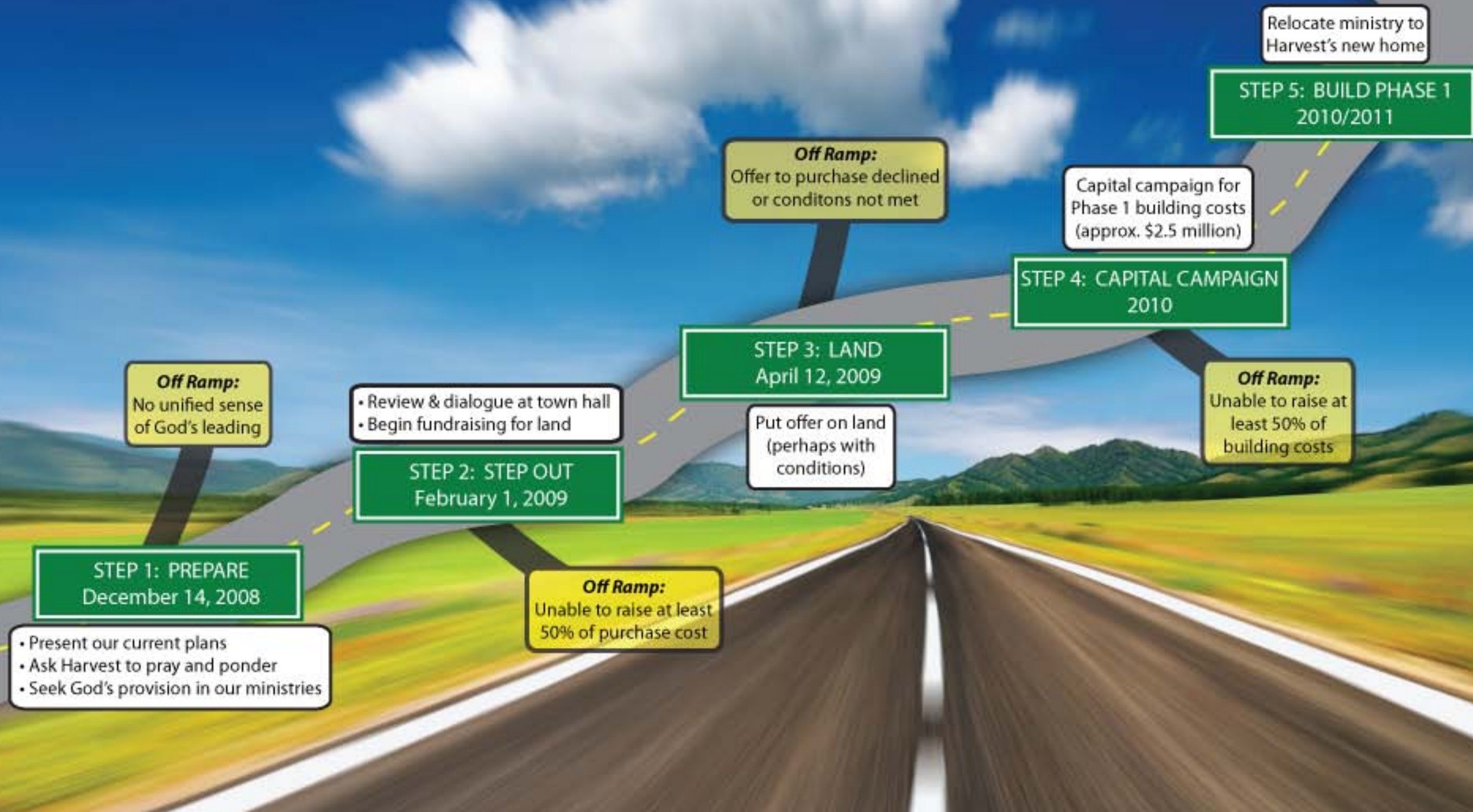
The Building:

- Inexpensive yet functional
- Pre-fabricated warehouse type building
- Build (vs. renovate) involves less risk and up front money
- Minimum 25,000 square feet of building

The Process:

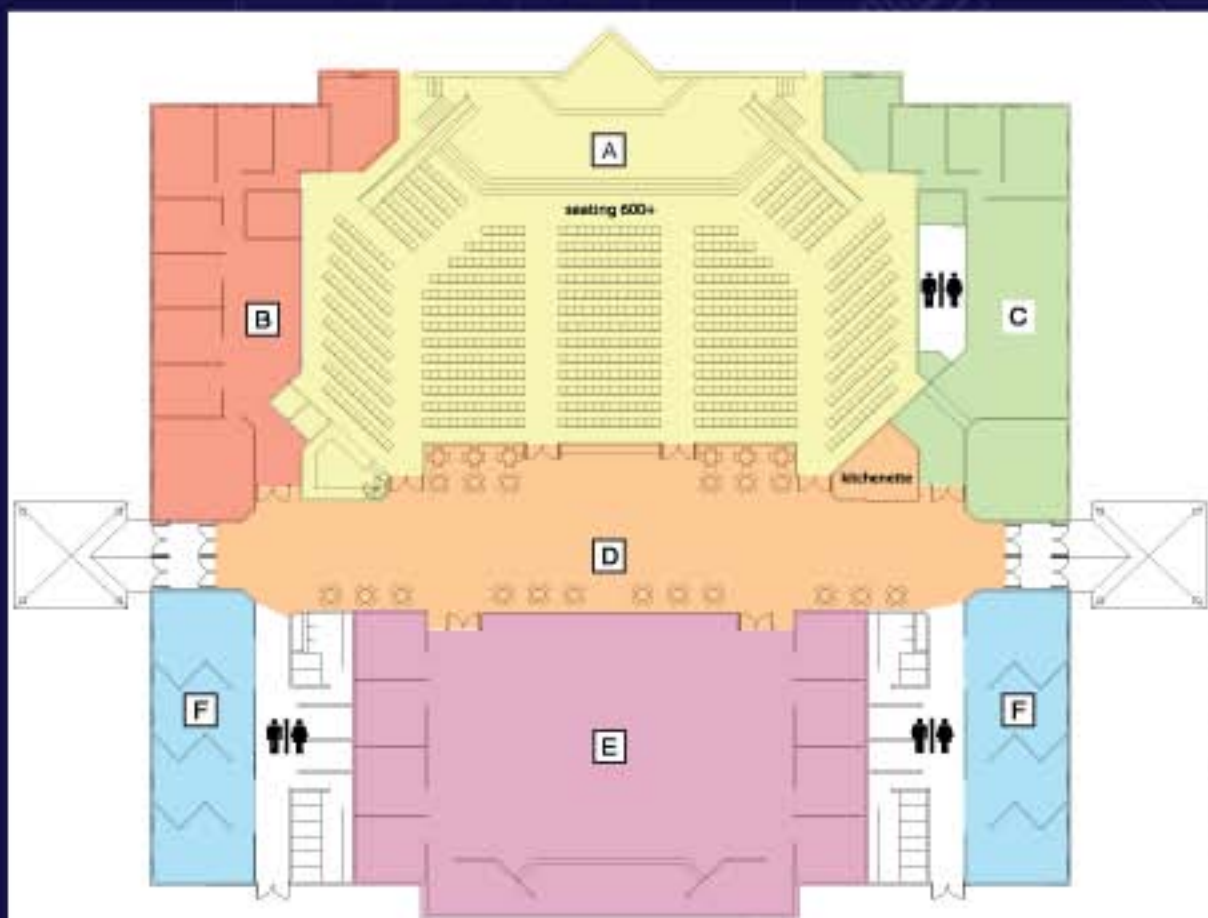
- Fund all steps with at least 50% cash
- Need to buy land (approximately \$750,000)
- Build in phases as God provides the growth and resources
- Phase 1: \$2.5M, 600 seats (with 2 services = 1,200 seats)
- Phase 2: when growth requires increase to 1,000 seat auditorium

A PLAN...



“NOW TO HIM WHO IS ABLE TO DO FAR MORE ABUNDANTLY THAN ALL THAT WE ASK OR THINK”

- EPHESIANS 3:20



HARVEST BIBLE CHAPEL LONDON
Phase 1 floor plan Scale: 1/32" = 1'-0"

SQUARE FOOTAGE LEGEND:

- A (Auditorium) - 7,100 sq. ft.
- B (Offices) - 2,150 sq. ft.
- C (Children's Ministry) - 2,150 sq. ft.
- D (Lobby) - 3,600 sq. ft.
- E (Multi-purpose Room/gym) - 5,000 sq. ft.
- F (Meeting Rooms and/or additional children's ministry) - 2,060 sq. ft.

TOTAL AREA: 24,875 sq. ft.



Quick Numbers:

- Land: approx. \$750,000
- Phase 1: approx. \$2.5M
- Phase 2 (2014?): approx. \$2M



HOW CAN YOU HELP?

1. Pray, pray, pray – join our elders and staff in some times of fasting and praying throughout the coming weeks.
2. Ponder and provide feedback. Please talk with any of our leaders or bring your questions to our town hall meeting on Feb 1, 2009.
3. Help grow our current ministry by consistently and generously giving and serving.

**“NOW TO HIM WHO IS ABLE TO DO FAR MORE ABUNDANTLY
THAN ALL THAT WE ASK OR THINK”**